

D13-800



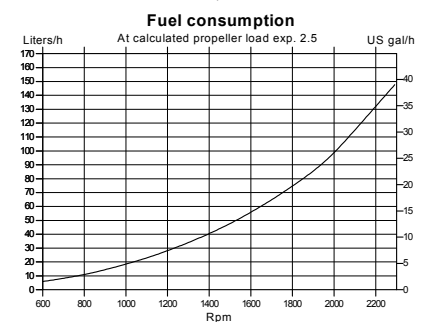
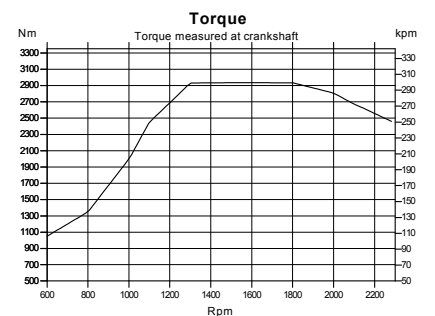
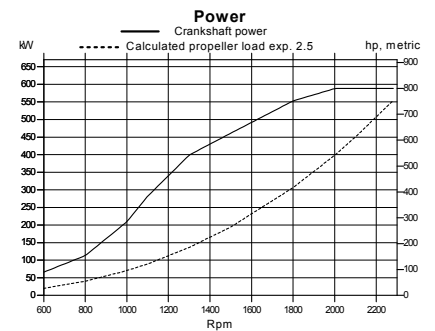
Technical Data

Engine designation	D13-800
No. of cylinders and configuration	in-line 6
Method of operation	4-stroke, direct-injected, turbocharged diesel engine with charge air cooler
Bore/stroke, mm (in.)	131/158 (5.16/6.22)
Displacement, l (in ³)	12.78 (779.7)
Compression ratio	16.5:1
Dry weight bobtail, kg (lb)	1450 (3197)
Crankshaft power, kW (hp) @ 2300 rpm	588 (800)
Max. torque, Nm (lbf.ft) @ 1200 rpm	2930 (2162)
Emission compliance	IMO NO _x , EU RCD, US EPA Tier 3
Rating	R5*
Recommended fuel to conform to	ASTM-D975 1-D & 2-D, EN 590 or JIS KK 2204
Specific fuel consumption, g/kWh (lb/hph) @ 2300 rpm	212 (0.343)
Flywheel housing/SAE size	14"/SAE1

Technical data according to ISO 8665. With fuel having an LHV of 42700 kJ/kg and density of 840 g/liter at 15°C (60°F).

Merchant fuel may differ from this specification which will influence engine power output and fuel consumption.

*RATING 5. For pleasure craft applications, and can be used for high speed planing crafts in commercial applications



**VOLVO
PENTA**

D13-800

Technical description:

Engine and block

- Cylinder block made of cast iron
- One-piece cast-iron cylinder head
- Ladder frame fitted to engine block
- Replaceable wet cylinder liners and valve seats/guides
- Drop forged crankshaft with induction hardened bearing surfaces and fillets with seven main bearings
- Four-valve-per-cylinder layout with overhead camshaft and center position of unit injectors
- Each cylinder features cross-flow inlet and exhaust ducts
- Gallery oil-cooled cast aluminum alloy pistons with three piston rings
- Rear-end transmission

Engine mounting

- Flexible engine mounting

Lubrication system

- Integrated oil cooler in cylinder block
- Rear positioned twin full flow oil filter of spin-on type and by-pass filter

Fuel system

- Electronic high pressure unit injectors
- Gear-driven fuel pump and injection timing
- Electronically controlled central processing system (EMS – Engine Management System)
- Single fine fuel filter of spin-on type, with water separator and water alarm

Air inlet and exhaust system

- Twin entry turbo technology with freshwater-cooled charge air cooler
- Air filter with replaceable inserts
- Wet exhaust elbow/riser (option)
- Loss of sea water alarm

Cooling system

- Seawater-cooled plate heat exchanger

- Coolant system prepared for hot water outlet
- Easily accessible seawater pump in rear end of flywheel housing

Electrical system

- 24V/110A plus an optional extra 24V/110A alternator

Instruments/controls

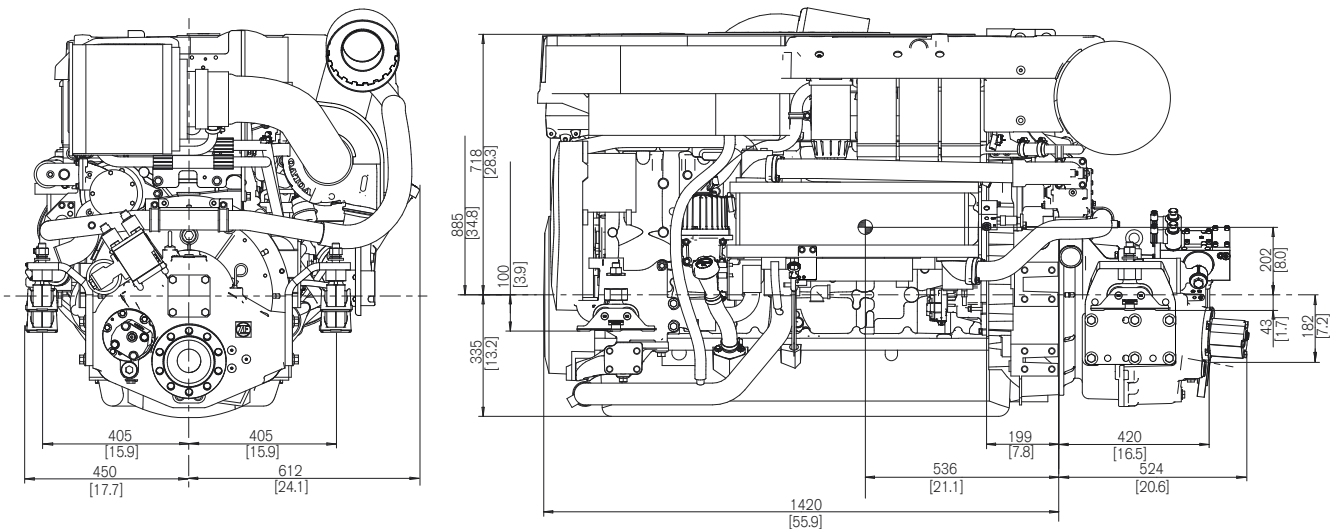
- Complete instrumentation/display packages, including e-key, the electronic key from Volvo Penta.
- Electronic shift and throttle
- Plug-in connectors

Reverse gear

- ZF325-1AE and ZF325IV, with low speed as option, electronically shifted
- MGX-5096A and MGX-5114IV, with Quick-Shift® and low speed as standard, electronically shifted

Dimensions D13-800 with ZF325-1AE

Not for installation



More information

Contact your nearest Volvo Penta dealer for more information about Volvo Penta engines and optional equipment/accessories or go to www.volvopenta.com



IOS



Android

Download the Volvo Penta dealer locator App for your iPhone or Android

VOLVO PENTA

AB Volvo Penta

SE-405 08 Göteborg, Sweden
www.volvopenta.com

Not all models, standard equipment and accessories are available in all countries. All specifications are subject to change without notice. The engine illustrated may not be entirely identical to production standard engines.